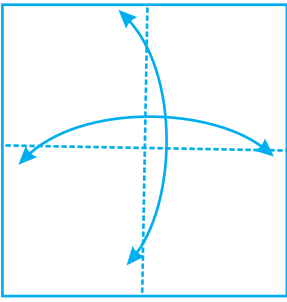
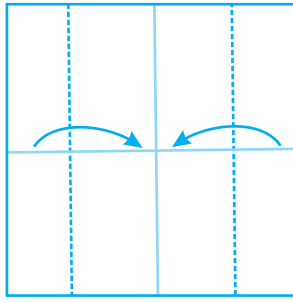


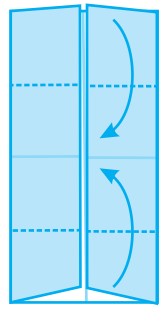
A Butterfly



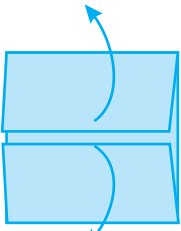
1 Fold in half & fold back



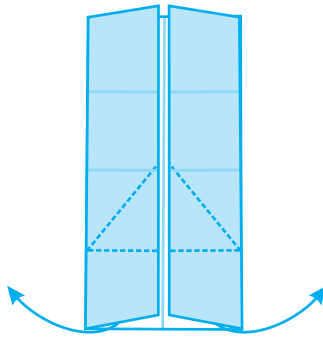
2 Fold forward in the dotted lines



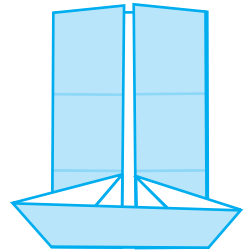
3 Fold forward in the dotted lines



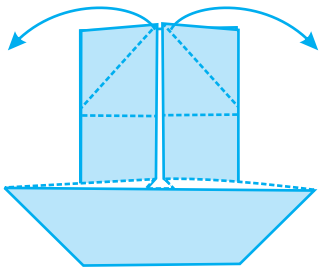
4 Fold back



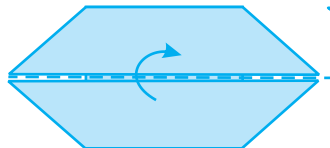
5 Open the corner & fold forward in the dotted line



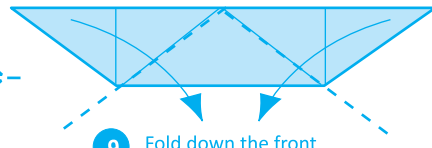
6 Fold forward to flatten the pocket



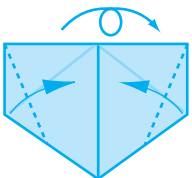
7 Follow the same steps as 5 & 6



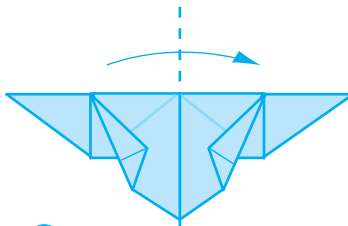
8 Fold along the dotted line



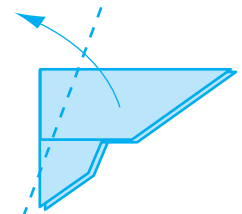
9 Fold down the front outside corners



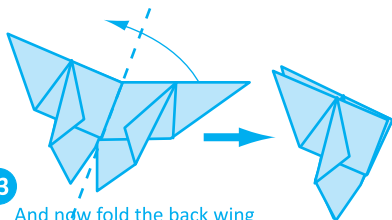
10 Fold these outside corners inward as shown



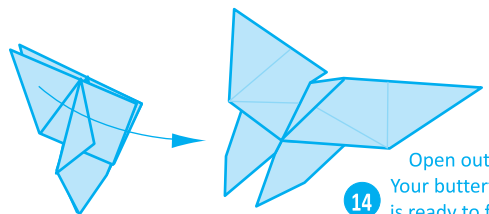
11 Fold the butterfly in half



12 Now fold the top layer backwards, at the angle shown.



13 And now fold the back wing backwards also at the same angle



14 Open out. Your butterfly is ready to fly.